



**MERITOR**<sup>®</sup>

An **ArvinMeritor**<sup>™</sup> Brand

**REMANUFACTURED STEERING GEARS  
AND STEERING PUMPS**



PB-0956  
Revised 09-10



## TABLE OF CONTENTS

Part Number Structure and Color Codes	3
Testing	4
Identification	
Steering Gears	
Bendix Steering Gears	20
Ross/TRW HF Series Identification	14
Ross/TRW HFB Series Identification	16
Ross/TRW TAS Series Identification	11
Ross/TRW THP Series Identification	18
Saginaw Steering Gears Identification	21
Sheppard M Series Identification	5
Sheppard 292/392/492/592 Series Identification	9
Slave Gears	
TRW/Ross Slave Gears	23
Steering Pumps	
Power Steering Pumps	25
Installation Guides	
HF, HFB, 292S, 392S, 492S, 592S	27
TAS37, TAS40, TAS55, TAS65, TAS85, THP45, THP60	28
M90, M100, M110 SERIES 1 GEARS	29
M100 SERIES 3 GEARS	30
SAGINAW, BENDIX	31
POWER STEERING PUMPS	32
Alphabetical Part Number Listing	
<u>Steering Gears</u>	
26041145 to 8014955106	34
8014955107 to M100PLE12	35
M100PLJ11 to TAS65059	36
TAS65065 to ZF8097	37
<u>Steering Pumps</u>	
143 to 700HVR	38
700LV to LJ3Z	39
LK3Z to V20F1P9P38C4H22L	40
V20F1P9P38C4HL to VTM42605020NOR114	41

# General Part Number Structure

To Order add "RPS" prefix to part numbers listed in this catalog

## M Series

X= 4-5 Alpha Numeric

M80XXXX

M90XXXX

M100XXXX

## TAS/RCS Series

X= 3 Numeric

TAS40XXX

TAS55XXX

TAS65XXX

TAS85XXX

## HF Series

X= 3 Numeric

HF54XXX

HF64XXX

## HFB Series

X= 3 Numeric

HFB52XXX

HFB64XXX

HFB70XXX

## THP Series

X= 3 Numeric


THP45XXX

THP60XXX

If your part number is not listed here, find a number that follows the format provided. Part numbers listed here are the most popular numbers in the market at publication. Additional part numbers are constantly added.

## Color Codes

Each unit identified in this catalog is enclosed in a color coded box. This color is key to identifying the correct installation procedures for the model numbers listed in the section. To find the correct installation procedures for your steering gear, simply match the color of the box of the unit you have with the color of the box around the installation procedures located at the back of this catalog.




For more information, call the customer service team at 888-725-9355 or visit [www.arvinmeritor.com](http://www.arvinmeritor.com)



**MERITOR.**

an ArvinMeritor brand

## Tested for Quality and Performance



**100%** of our steering gears are tested for quality and performance, ensuring that your steering gears have been remanufactured and are operating according to remanufactured technical specifications.

### Test Loops Available

The power steering test kit is a must have for all shops servicing and installing steering gears. The test kit is a self contained, direct reading device that checks system flow, pressure, or both simultaneously. The test kit can detect worn components, verify flow and pressure control settings or monitor overall system performance without the requirement of any electrical connectors. Easily installs between steering pump and steering gear. Only one hose connection is broken at the pump output or at the pressure input to the steering gear.



**Order Today:  
888-725-9355**



**MERITOR**


an ArvinMeritor brand

# Identifying Your Gear


## M Series Gears

### Series 1


## Manual Stops



Stamp Sample




M80




M90



M100



M110



Need assistance identifying your gear, call:  
**1-866-629-9966**




**MERITOR**

an ArvinMeritor brand

# Identifying Your Gear M Series Gears Series 3

## Automatic Stops



Stamp Sample



M100



M110

Need assistance identifying your gear, call:  
**1-866-629-9966**



**MERITOR**

an ArvinMeritor brand

# M Series Steering Gears

Manufactured by Sheppard



## M80 Series

Model Numbers

example:

**RPSM80SAW1**

See Index for a more complete list of part numbers

### Popular Models

SAW1  
SAD1  
SAA1  
SAT1  
SAM1  
SAE1



## M90 Series

Model Numbers


example:

**RPSM90PAE1**

See Index for a more complete list of part numbers

### Popular Models

PAE1  
PAG1  
PAS11  
SAD15



Series 1 Gears

## M100 Series

Model Numbers

example:

**RPSM100PCR1**

See Index for a more complete list of part numbers

### Popular Models

PAE1 PGH11  
PAG1 PGK11  
PAH1 PHD1  
PBY1 PHE1  
PCL1 PHU1  
PCN1 PJB13  
PCP1 PJC11  
PCR1 PJH12  
PDJ1 PJJ13  
PDL1 PJJ14  
PDL11 PLE12  
PEN12 PLJ11  
PET1

Steering Technical Assistance  
**1-866-629-9966**

OEM names are used for reference purposes only

The model numbers listed here represent a selection of the most common model numbers seen in the market. If you do not see your model number listed, give us a call, we will be glad to assist you with your steering needs.



**MERITOR**

an ArvinMeritor brand

# M Series Steering Gears

Manufactured by Sheppard




Series 1 Gears  
**M110 Series**

Model Numbers  
example:  
**RPSM110PFA11**

See Index for a more complete list of part numbers

**Popular Models**

PFA11  
PBQ11  
PAJ21




Series 3 Gears  
**M100 Series**

Model Numbers  
example:  
**RPSM100PHE3**

See Index for a more complete list of part numbers

**Popular Models**

PCL3	PMX3
PGE3	PNE34
PHD3	PNJ31
PHE3	PPF3
PJD3	PPF31
PKE3	PPG32
PKH3	PPJ3
PLX31	PQF3
PMR3	PQS3
PMT3	PQW32
PMW3	



Series 3 Gears  
**M110 Series**

Model Numbers  
example:  
**RPSM110PHC3**

See Index for a more complete list of part numbers

**Popular Models**

PHC3

Steering Technical Assistance  
**1-866-629-9966**

OEM names are used for reference purposes only

The model numbers listed here represent a selection of the most common model numbers seen in the market. If you do not see your model number listed, give us a call, we will be glad to assist you with your steering needs.





**MERITOR**

an ArvinMeritor brand

# Identifying Your Gear



**292/292S**

**492/492S**

**392/392S**

**592/592S**

Back of Unit



Need assistance identifying your gear, call:  
**1-866-629-9966**



**MERITOR**

an ArvinMeritor brand

# 292(S) 392(S) 492(S) 592(S) Series Steering Gears

Manufactured by Sheppard



**292 Series  
292S Series**  
Model Numbers  
example:  
**RPS292DP61**

See Index for a more complete list of part numbers

### Popular Models

AHL4	SAL6	SCB6
BYL4	SB1	SCC5
BER3	SBP5	SCC6
BX61	SBP6	SCD6
CX61	SBQ5	SCY6
DP61	SBQ6	SDK6
EX61	SCA5	SDL6
EZ61	SCA6	SDT6
SA1	SCB5	SEP6



**392 Series  
392S Series**  
Model Numbers  
example:  
**RPS392SSV4**

See Index for a more complete list of part numbers

### Popular Models

SAL4	SFZ6
SAO3	SGS4
SBX6	SHA4
SCT3	SHW6
SFU4	SJD6
SFV4	



**492 Series  
492S Series**  
Model Numbers  
example:  
**RPS492SSHM5**

See Index for a more complete list of part numbers

### Popular Models

SAF5
SAG5
SAY4
SFM5
SFZ5
SHM5



**592 Series  
592S Series**  
Model Numbers  
example:  
**RPS592SSV5**

See Index for a more complete list of part numbers

### Popular Models

SCH5
ST5
SV5

Steering Technical Assistance  
**1-866-629-9966**

The model numbers listed here represent a selection of the most common model numbers seen in the market. If you do not see your model number listed, give us a call, we will be glad to assist you with your steering needs.



**MERITOR**

*an ArvinMeritor brand*

# Identifying Your Gear TAS Series



**TAS Series Stamp  
Sample**



**TAS40  
RCS40**




**TAS40  
RCS40**



**TAS55  
RCS55**



**TAS65  
RCS65**



**TAS85  
RCS85**



**MERITOR**

*an ArvinMeritor brand*

**Important  
Installation Instructions**  
Covering the following models  
**Instructions d'installation**  
pour les modèles

TAS37, TAS40, TAS55, TAS65,  
TAS85, THP45, THP60

Need assistance identifying your gear, call:  
**1-866-629-9966**




**MERITOR**

an ArvinMeritor brand

# TAS Series Steering Gears

Manufactured by Ross/TRW



## TAS40 Series

Model Numbers  
example:  
RPSTAS40002

See Index for a more complete list of part numbers

### Popular Models

002 037  
005 040  
006 042  
008 044  
018 046  
021



## TAS55 Series

Model Numbers  
example:  
RPSTAS55001

See Index for a more complete list of part numbers

### Popular Models

001  
003  
008  
010  
016



## TAS65 Series

Model Numbers  
example:  
RPSTAS65155

See Index for a more complete list of part numbers

### Popular Models

001 020 059 102  
003 023 071 104  
004 024 073 105  
005 026 079 115  
006 028 087 119  
007 035 090 122  
008 042 092 127  
009 047 094 129  
010 048 095 130  
012 051 098 132  
013 052 099 142  
014 057 101 150

Steering Technical Assistance  
**1-866-629-9966**

OEM names are used for reference purposes only

The model numbers listed here represent a selection of the most common model numbers seen in the market. If you do not see your model number listed, give us a call, we will be glad to assist you with your steering needs.



**MERITOR**

an ArvinMeritor brand

# TAS Series Steering Gears

Manufactured by Ross/TRW



## TAS66 Series

Model Numbers

example:

RPSTAS66004

See Index for a more complete list of part numbers

### Popular Models

001  
002  
003  
004  
005



## TAS85 Series

Model Numbers

example:

RPSTAS85005

See Index for a more complete list of part numbers

### Popular Models

002	029	076
005	036	129
010	038	131
013	040	134
020	051	142
021	052	145
024	059	147
028	062	

Steering Technical Assistance  
**1-866-629-9966**

OEM names are used for reference purposes only



The model numbers listed here represent a selection of the most common model numbers seen in the market. If you do not see your model number listed, give us a call, we will be glad to assist you with your steering needs.



**MERITOR**

an ArvinMeritor brand

# Identifying Your Gear HF Series



Need assistance identifying your gear, call:  
**1-866-629-9966**



**MERITOR**

*an ArvinMeritor brand*

# HF Series Steering Gears

Manufactured by Ross/TRW



## HF54 Series

Model Numbers

example:

RPSHF54017

See Index for a more complete list of part numbers

### Popular Models

017

042

050

053

059

060



## HF64 Series

Model Numbers

example:

RPSHF64077

See Index for a more complete list of part numbers

### Popular Models

076

077

107

122



Steering Technical Assistance

**1-866-629-9966**

OEM names are used for reference purposes only

The model numbers listed here represent a selection of the most common model numbers seen in the market. If you do not see your model number listed, give us a call, we will be glad to assist you with your steering needs.



**MERITOR**

an ArvinMeritor brand

# Identifying Your Gear HFB Series Gears



HFB52



HFB64



HFB70



Need assistance identifying your gear, call:  
**1-866-629-9966**





**MERITOR**

an ArvinMeritor brand

# HFB Series Steering Gears

Manufactured by Ross/TRW



## HFB52 Series

Model Numbers

example:

**RPSHFB52013**

See Index for a more complete list of part numbers

### Popular Models

001  
013  
017  
023  
033



## HFB64 Series

Model Numbers

example:

**RPSHFB64022**

See Index for a more complete list of part numbers

### Popular Models

008 079  
022 080  
044 083  
057 104  
058 105  
062 115



## HFB70 Series

Model Numbers

example:

**RPSHFB70014**

See Index for a more complete list of part numbers

### Popular Models

014 065  
022 103  
029 107  
045 114  
063 117

Steering Technical Assistance  
**1-866-629-9966**

OEM names are used for reference purposes only

The model numbers listed here represent a selection of the most common model numbers seen in the market. If you do not see your model number listed, give us a call, we will be glad to assist you with your steering needs.



**MERITOR**

an ArvinMeritor brand

# Identifying Your Gear THP Series



THP Stamping  
Sample



THP60



THP45



Need assistance identifying your gear, call:  
**1-866-629-9966**



**MERITOR**

an ArvinMeritor brand

# THP Series Steering Gears

Manufactured by Ross/TRW



## THP45 Series

Model Numbers

example:

RPSTHP45002

See Index for a more complete list of part numbers

### Popular Models

002



## THP60 Series

Model Numbers

example:

RPSTHP60006

See Index for a more complete list of part numbers

### Popular Models

001

006

008

009

010

011

Steering Technical Assistance  
**1-866-629-9966**

OEM names are used for reference purposes only

The model numbers listed here represent a selection of the most common model numbers seen in the market. If you do not see your model number listed, give us a call, we will be glad to assist you with your steering needs.



**MERITOR**

an ArvinMeritor brand

# Bendix Steering Gears




Model Numbers  
example:  
RPSC300

C300



Model Numbers  
example:  
RPSC500B

C500  
C500B  
C500F



Steering Technical Assistance  
**1-866-629-9966**

OEM names are used for reference purposes only

The model numbers listed here represent a selection of the most common model numbers seen in the market. If you do not see your model number listed, give us a call, we will be glad to assist you with your steering needs.




**MERITOR**

an ArvinMeritor brand

# Identifying Your Gear Saginaw Gears


Dual Piston



Back of Gear



Rotary Valve



Need assistance identifying your gear, call:  
**1-866-629-9966**



**MERITOR**

an ArvinMeritor brand

# Saginaw Steering Gears



## Dual Piston

Model Numbers  
example:  
RPSC7813161M

### Popular Models

26041145  
26054323  
7813161  
7813161M



## Rotary Valve

Model Numbers  
example:  
RPS5690653

### Popular Models

5690653  
5696067  
Standard  
or  
Heavy Duty  
7832331

Steering Technical Assistance  
**1-866-629-9966**

OEM names are used for reference purposes only

The model numbers listed here represent a selection of the most common model numbers seen in the market. If you do not see your model number listed, give us a call, we will be glad to assist you with your steering needs.



**MERITOR**

an ArvinMeritor brand

# Slave Gears

Manufactured by Ross/TRW



## Popular-Models

### RCB52 Series

Model Numbers

example:

RPSRCB52001

001

003



## Popular-Models

### RCB64 Series

Model Numbers

example:

RPSRCB64001

001

008

010

017



## Popular-Models

### RCH45 Series

Model Numbers

example:

RPSRCH45001

001

Steering Technical Assistance  
**1-866-629-9966**

OEM names are used for reference purposes only

The model numbers listed here represent a selection of the most common model numbers seen in the market. If you do not see your model number listed, give us a call, we will be glad to assist you with your steering needs.



**MERITOR**

an ArvinMeritor brand

# Slave Gears

Manufactured by Ross/TRW



## Popular Models

### RCS40 Series

Model Numbers

example:

RPSRCS40002

002

003



## Popular Models

### RCS55 Series

Model Numbers

example:

RPSRCS55001

001



## Popular Models

### RCS65 Series

Model Numbers

example:

RPSRCS65002

001

002

005

010

012



## Popular Models

### RCS85 Series

Model Numbers

example:

RPSRCS85004

004

Steering Technical Assistance  
**1-866-629-9966**


OEM names are used for reference purposes only

The model numbers listed here represent a selection of the most common model numbers seen in the market. If you do not see your model number listed, give us a call, we will be glad to assist you with your steering needs.




**MERITOR**
*an ArvinMeritor brand*

## Power Steering Pumps



### Saginaw Pump

#### Popular Models

143  
143A



### TRW Pump

Model Numbers  
example:  
RSPSPS282416R106

#### Popular Models

PS282416R106  
PS282416R105  
PS282415R105  
PS252415R102  
PS252415L103  
PS251615L102  
PS221615R102  
PEV251615R101  
PEV251615L101



### Vickers Pump

Model Numbers  
example:  
RPSV20F1D11S38C7H22

#### Popular Models

V10F1P6P38C5H20  
V10NF1S5T38C5H  
V20F1D11S38C7H22  
V20F1D9S38C6H22  
V20F1P11P38C6H20  
V20F1P13P38C7H20  
V20F1P9P38C6H22  
V20F1S9S38C6H22  
V20NF1D11T38C7H22  
V20NF1D9T38C6H22



### ZF Pump

Model Numbers  
example:  
RPS7674955344

#### Popular Models

7674955344  
7674974109  
7677955179  
7677955180  
7677955181  
7677955187  
7677974106  
7685955708  
7687955702  
7688955506

Steering Technical Assistance  
**1-866-629-9966**

OEM names are used for reference purposes only

The model numbers listed here represent a selection of the most common model numbers seen in the market. If you do not see your model number listed, give us a call, we will be glad to assist you with your steering needs.



**MERITOR**

an ArvinMeritor brand

# Power Steering Pumps



## B-Pump

Model Numbers  
example:  
RPS400HV

- Popular Models**
- 400HV    600R
  - 400LV    700HV
  - 600HV    700LV
  - 600HVR   800HVR
  - 600LVR



## BB-Pump

Model Numbers  
example:  
RPSLE5X

- Popular Models**
- LE5X    RA3X
  - LF2U    RF2U
  - LJ2Y    RF5Y
  - LK5Y    RK5Y
  - RA2X



## Hobourn Pump

Model Numbers  
example:  
RPSHE1200222

- Popular Models**
- HE1200222
  - HE1200281
  - HE28587180271
  - HE28587180273
  - HE1200241
  - HE21591220331



## Luk Pump

Model Numbers  
example:  
RPS2106191

- Popular Models**
- 2106191
  - 2107262
  - 2107546
  - 2107550
  - 2107556
  - 2107558
  - 2107561
  - 2108830
  - 5420216100

**Steering Technical Assistance**  
**1-866-629-9966**

OEM names are used for reference purposes only

The model numbers listed here represent a selection of the most common model numbers seen in the market. If you do not see your model number listed, give us a call, we will be glad to assist you with your steering needs.



## Installation Instructions

Series covered by this instruction card  
HF, HFB, 292S, 392S, 492S, 592S

### **Poppet (Axle Stop) Adjustment**

Use the following instruction to set the axle stops on your steering gear and ensure proper operation.

1. Install steering gear on vehicle
2. Install all pressure and return lines
3. Fill Power Steering reservoir to full mark
4. Attach pitman arm on sector shaft lining up timing marks on sector shaft and pitman arm.
5. Install steering wheel yoke and secure
6. Start Engine, recheck fluid level.
7. Turn steering in the direction that you are adjusting.
8. Locate which plunger you need to adjust and turn the plunger out while someone holds the wheel in the direction that you are trying to adjust.
9. The plungers in the Ross gears are located in the head and at the opposite end of the case and are secured with a sealing lock nut. Same for Sheppard 292, 392, 492 and 592 gears
10. The plunger in the Sheppard "S" Series gears is located in a ¼ inch hole in the head by the worm shaft. The other one for the other direction is located at the opposite end of the case.
11. Using a screwdriver adjust the plunger out (counter clockwise) so the wheel will go to the stop.
12. Be careful not to turn the plunger out past the surface of the head as it could blow out with severe force.

**Failure to follow these instructions during the installation of this steering gear will void warranty coverage.**

For further technical assistance, call

**1-866-629-9966**

Please have model and Serial number available before placing call



**MERITOR**

*an ArvinMeritor brand*

**Installation Instructions**  
Series covered by this instruction card  
TAS37, TAS40, TAS55, TAS65, TAS85,  
THP45, THP60

**Poppet (Axle Stop) Adjustment**

Use the following instruction to set the axle stops on your steering gear and ensure proper operation.

1. Install steering gear on vehicle
2. Install pressure and return lines
3. Install lines to slave gear (if applicable)
4. Install Pitman Arm on Sector Shaft lining up timing marks on arm and shaft.
5. Install steering wheel yoke and secure
6. Top up Power Steering fluid to mark
7. Lift front axle off the ground
8. Start Engine, turn wheel to stops to bleed air from system - Check Power Steering fluid level
9. Turn steering wheel to the right and left to the axle stops. Some effort will be required to turn wheels to axle stops, this will set poppets.

**Failure to follow these instructions during the installation of this steering gear will void warranty coverage.**

For further technical assistance, call  
**1-866-629-9966**

Please have model and Serial number available before placing call



## Installation Instructions

Series covered by this instruction card  
M90, M100, M110 Series 1 Gears

### **Poppet (Axle Stop) Adjustment**

Use the following instruction to set the axle stops on your steering gear and ensure proper operation.

1. Install steering gear on vehicle
2. Install all pressure and return lines
3. Fill Power Steering reservoir to full mark
4. Attach pitman arm on sector shaft lining up timing marks on sector shaft and pitman arm.
5. Install steering wheel yoke and secure
6. Start Engine, recheck fluid level.
7. Turn Steering Wheel in the direction that you are trying to adjust
8. Locate which plunger you need to adjust and turn the plunger out while someone holds the wheel in the direction that you are trying to adjust.
9. The plunger is located in a  $\frac{1}{4}$  inch hole in the head between two of the four bolts that hold the bearing cover on the head
10. Using a screwdriver adjust the plunger out (counter clockwise) so the wheel will go to the stop.
11. This will adjust one of the stops, the other one is done with the plunger at the opposite end of the gear with the same procedure as above.
12. Be careful not to turn the plunger out past the surface of the head as it could blow out with severe force.

**Do not use these procedures to adjust 3 series gears.**

**Failure to follow these instructions during the installation of this steering gear will void warranty coverage.**

For further technical assistance, call

**1-866-629-9966**

Please have model and Serial number available before placing call



**MERITOR**

an ArvinMeritor brand

## Installation Instructions

Series covered by this instruction card  
M100 3 Series (M100-XXX3)

### **Poppet (Axle Stop) Adjustment**

Use the following instruction to set the axle stops on your steering gear and ensure proper operation.

1. Install steering gear on vehicle
2. Install pressure and return lines
3. Install lines to slave gear (if applicable)
4. Fill Power Steering reservoir to full mark
5. Attach pitman arm on sector shaft lining up timing marks on sector shaft and pitman arm.
6. Install steering wheel yoke and secure
7. Lift front axle off the ground
8. Start Engine, recheck fluid level.
9. Turn steering wheel to the right and left to the axle stops. Some effort will be required to turn wheels to stops.

**Failure to follow these instructions during the installation of this steering gear will void warranty coverage.**

For further technical assistance, call

**1-866-629-9966**

Please have model and Serial number available before placing call



## Installation Instructions

Series covered by this instruction card  
Saginaw, Bendix

### **Poppet (Axle Stop) Adjustment**

Use the following instruction to set the axle stops on your steering gear and ensure proper operation.

1. Install steering gear on vehicle
2. Install all pressure and return lines
3. Fill Power Steering reservoir to full mark
4. Attach pitman arm on sector shaft lining up timing marks on sector shaft and pitman arm.
5. Install steering wheel yoke and secure
6. Start Engine, recheck fluid level.
7. These Gears do not have any poppet adjusters in the gear, however they do have a pressure relief valve.
8. To bleed the air out of these gears fill reservoir to full mark, Start engine and turn wheels to the right and left a few times and shut off engine.
9. Let rest until foam in oil has settled out and repeat until air has been expelled from system.

Failure to follow these instructions during the installation of this steering gear will void warranty coverage.

For further technical assistance, call

# 1-866-629-9966

Please have model and Serial number available before placing call



**MERITOR**

an ArvinMeritor brand

# Power Steering Pump Installation Procedure

FAILURE TO FOLLOW THESE INSTALLATION PROCEDURES CAN VOID THE WARRANTY

- 1 Disconnect hydraulic lines from power steering pump assembly

note:

**MARK** if needed hydraulic lines

**1 PRESSURE/ OUTLET**

**2 RETURN / INLET**

**3 BYPASS (IF REQUIRED)**

Inspect all hydraulic oil lines and fittings condition for re-use.

Clean all hydraulic lines

Replace fitting o-rings and or washers

Gravity drain as much oil as can be removed into a clean container and inspect oil for contamination.

- 2 **REMOVE ENTIRE PUMP ASSEMBLY FROM VEHICLE**

- 2A **PULLEY TYPE PUMPS ONLY**

Remove pulley with appropriate puller

Do not drive pump shaft out of pulley

- 2B **GEAR DRIVE PUMPS ONLY**

Remove gear assembly from pump

Use care when removing hardware securing gear, so hardware can be reused.

Inspect engine pump drive gear for wear or damage

- 2C **DIRECT DRIVE PUMP ONLY**

Inspect coupler assembly for wear or damage

Inspect engine accessories drive for wear or damage

- 3 **POWER STEERING CANISTER**

- 3A **TOP MOUNTED CANISTERS**

Remove canister with care not to damage canister assembly

Remove filter element in canister assembly

Clean and inspect canister for re-installation onto replacement pump assembly

Install new replacement filter assembly into canister

Re-install canister onto replacement pump assembly with new o-rings or canister mounting gaskets

- 3B **INTEGRAL POWER STEERING CANISTER ONLY**

Note canister position on pump assembly

Remove canister with care not to damage canister assembly

Remove filter element in canister assembly

continued..



continued..

**3C REMOTE FILL CANISTERS ONLY**

Drain all fluid from canister assembly  
Remove filter element in canister assembly  
Clean and inspect canister  
Install new replacement filter assembly into canister

**4 PULLEY TYPE PUMPS ONLY**

Re-install pulley assembly onto pump assembly

**5 INSTALL PUMP ASSEMBLY**

**5A DIRECT DRIVE PUMPS**

Remove all dirt & oil from the engine external pump mounting surface prior to Re-installation  
Install pump assembly with correct gearing set-up or coupler and correct gasket or o-ring mounting seal.

**5B PULLEY DRIVE PUMPS**

Clean inspect brackets for damage or wear  
Re-mount pump into bracket assembly correctly  
Re-install fan belts  
Do not over tighten fan belts

**6 FLUSHING THE STEERING SYSTEM**

**IMPORTANT**

Connect the bypass/hose (pump to tank) if used in application  
Connect psi outlet hose from pump to gear assembly  
Position return/feed hose from gear box going to pump or canister into a suitable container  
Plug return opening at canister to prevent drainage  
Fill and maintain fluid level in canister with new fluid only  
Have vehicle front end tires unloaded (lift front end off the ground)  
Steering vehicle front end from axle stop to axle stop (engine shut off)  
Maintain oil level in canister at all times  
Crank over vehicle engine without starting to induce steering fluid into hydraulic system  
Maintain oil level in canister at all times  
Steering vehicle front end from axle stop to axle stop with engine off  
Repeat procedure until fluid runs clean from return line.  
Reconnect return line gear to pump assembly or canister

**7 Check fluid levels and steer vehicle front end axle stop to axle stop with engine running unloaded**

**8 Load steering axle on floor and steer from axle stop to axle stop with engine running**

**9 BLEED STEERING SYSTEM AS PER MANUFACTURES SPECIFICATIONS**

**10 Check and fill fluid levels to manufacturer specifications**

For additional steering assistance, please call: **1-866-629-9966**

## General Part Number Structure

### M Series

X= 4-5 Alpha Numeric  
M80XXXX  
M90XXXX  
M100XXXX

### TAS/RCS Series

X= 3 Numeric  
TAS40XXX  
TAS55XXX  
TAS65XXX  
TAS85XXX

### HF Series

X= 3 Numeric  
HF54XXX  
HF64XXX

### HFB Series

X= 3 Numeric  
HFB52XXX  
HFB64XXX  
HFB70XXX

### THP Series

X= 3 Numeric  
THP45XXX  
THP60XXX

If your part number is not listed here, find a number that follows the format provided. Part numbers listed here are the most popular numbers in the market at publication. Additional part numbers are constantly added.

392SSFV4.....page 09  
392SSFZ6  
392SSGA6  
392SSGK4  
392SSGL6  
392SSGM6  
392SSGR4  
392SSGS4  
392SSHA4  
392SSHM6  
392SSHW6  
392SSJD6  
392SSJF6  
392SSJL6  
392SSJM6  
392SSKT6  
392SSU4

26041145.....page 21  
26054323  
26079341

292AHL4 .....page 09  
292AJL4  
292BYL4  
292ER2  
292K4  
292RR2  
292SA1  
292SB1  
292SSA1  
292SSAL5  
292SSAL6  
292SSB1  
292SSBP5  
292SSBP6  
292SSBQ5  
292SSBQ6  
292SSBX61  
292SSBY6  
292SSCA5  
292SSCA6  
292SSCB5  
292SSCB6  
292SSCC5  
292SSCC6  
292SSCD6  
292SSCO61  
292SSCX61  
292SSCY6  
292SSDH6

292SSDJ6.....page 09  
292SSDK6  
292SSDL6  
292SSDP61  
292SSDT6  
292SSEP6  
292SSET6  
292SSEX61  
292SSEZ61  
292SSP6  
292SSR2  
292SSWZ5  
292SSWZ6  
372JL3

392BAR3.....page 09  
392BER3  
392BR5  
392BSL5  
392CG5  
392DG5  
392ES5  
392EWL5  
392SSAL4  
392SSAO3  
392SSAT3  
392SSBX6  
392SSCB4  
392SSCH4  
392SSCT3  
392SSCU4  
392SSFP4  
392SSFU4

492BQ4.....page 09  
492SSAF5  
492SSAG5  
492SSAY4  
492SSDB4  
492SSDE4  
492SSFM5  
492SSFZ5  
492SSHM5  
5690653  
5691003  
5696067  
5696067HD

592BDL4.....page 09  
592BDR2  
592CL4  
592SSAH5  
592SSAT5  
592SSB5  
592SSBY5  
592SSCH5  
592SST5  
592SSV5  
592U3

7802018.....page 21  
7813161  
7813161M  
7826828  
7826859  
7829333  
7830389  
7832331  
8014955106

Part numbers listed here represent only a portion of the steering gears available in the market. If you do not see your steering gear model number listed please call us at 1-866-629-9966 for technical assistance in identifying your gear.

Part Number Listing

Power Steering Gears

8014955107	HFB64042.....page 16	HFB70132.....page 16
C300.....page 20	HFB64043	HS71007
C500	HFB64044	M100PAE1.....page 05
C500B	HFB64045	M100PAG1
C500F	HFB64046	M100PAH1
HD94PD3	HFB64047	M100PAM1
HD94SA1	HFB64055	M100PAS1
HF54017.....page 14	HFB64057	M100PBY1
HF54021	HFB64058	M100PBZ1
HF54042	HFB64062	M100PCL1
HF54043	HFB64063	M100PCL3
HF54044	HFB64079	M100PCN1
HF54050	HFB64080	M100PCP1
HF54053	HFB64082	M100PCR1
HF54059	HFB64083	M100PCT1
HF54060	HFB64084	M100PDJ1
HF54062	HFB64087	M100PDL1
HF64045.....page 14	HFB64090	M100PDL11
HF64076	HFB64098	M100PDZ1
HF64077	HFB64103	M100PEN12
HF64080	HFB64104	M100PEN34
HF64088	HFB64105	M100PET1
HF64090	HFB64107	M100PEW1
HF64101	HFB64109	M100PFB1
HF64107	HFB64115	M100PFF13
HF64111	HFB64126	M100PFL1
HF64113	HFB64137	M100PGE1
HF64114	HFB70007.....page 16	M100PGE3
HF64115	HFB70014	M100PGH11
HF64119	HFB70019	M100PGJ13
HF64122	HFB70022	M100PGK11
HF64123	HFB70029	M100PHC11
HF64128	HFB70038	M100PHD1
HF64129	HFB70042	M100PHD3
HFB52001	HFB70045	M100PHE1
HFB52013	HFB70049	M100PHE3
HFB52014	HFB70054	M100PHU1
HFB52015	HFB70063	M100PJB13
HFB52017	HFB70065	M100PJC11
HFB52023	HFB70083	M100PJD3
HFB52033	HFB70096	M100PJH12
HFB64001.....page 16	HFB70097	M100PJJ12
HFB64006	HFB70099	M100PJJ13
HFB64008	HFB70103	M100PJJ14
HFB64020	HFB70107	M100PJN1
HFB64021	HFB70114	M100PJN31
HFB64022	HFB70117	M100PKE3
HFB64029	HFB70119	M100PKH3
HFB64030	HFB70129	M100PLE12

Part numbers listed here represent only a portion of the steering gears available in the market. If you do not see your steering gear model number listed please call us at 1-866-629-9966 for technical assistance in identifying your gear.

# Power Steering Gears

## Part Number Listing

M100PLJ11.....page 05
M100PLX31
M100PMR3
M100PMT3
M100PMW3
M100PMX3
M100PNE34
M100PNJ1
M100PNJ31
M100PPF3
M100PPF31
M100PPG32
M100PPJ3
M100PQE31
M100PQF3
M100PQM3
M100PQR3
M100PQS3
M100PQT31
M100PQW32
M110PAJ21.....page 05
M110PBQ11
M110PBQ12
M110PCX1
M110PDN2
M110PDX11
M110PDX12
M110PFA11
M110PFL1
M110PHC3
M110PJE3
M110SBC1
M80PAE1
M80PAY1
M80PBG1
M80SAA1
M80SAD1
M80SAE1
M80SAM1
M80SAT1
M80SAW1
M83PAK2
M90PAD1
M90PAE1
M90PAG1
M90PAS11
M90PBD31
M90SAD15
M90SAM1
M90SAS11

PCF60001.....page 05
PCF60003
RCB52001.....page 05
RCB52003
RCB64001
RCB64005
RCB64007
RCB64008
RCB64010
RCB64017
RCB64018
RCB70004
RCH45001
RCH60003
RCS40002
RCS40003
RCS40005
RCS40006
RCS40007
RCS55001
RCS65001
RCS65002
RCS65005
RCS65006
RCS65007
RCS65008
RCS65009
RCS65010
RCS65012
RCS65017
RCS65018
RCS85003
RCS85004
RCS85005
TAS37001.....page 11
TAS37003
TAS37301
TAS37303
TAS40001
TAS40002
TAS40005
TAS40006
TAS40007
TAS40008
TAS40013
TAS40018
TAS40021
TAS40023
TAS40024
TAS40033

TAS40037.....page 11
TAS40039
TAS40040
TAS40042
TAS40044
TAS40045
TAS40046
TAS55001.....page 11
TAS55002
TAS55003
TAS55006
TAS55007
TAS55008
TAS55010
TAS55015
TAS55016
TAS65001.....page 11
TAS65003
TAS65004
TAS65005
TAS65006
TAS65007
TAS65008
TAS65009
TAS65010
TAS65012
TAS65013
TAS65014
TAS65015
TAS65017
TAS65019
TAS65020
TAS65023
TAS65024
TAS65025
TAS65026
TAS65028
TAS65029
TAS65033
TAS65035
TAS65038
TAS65042
TAS65047
TAS65048
TAS65049
TAS65051
TAS65052
TAS65057
TAS65058
TAS65059

Part numbers listed here represent only a portion of the steering gears available in the market. If you do not see your steering gear model number listed please call us at 1-866-629-9966 for technical assistance in identifying your gear.

Part Number Listing

Power Steering Gears

TAS65065.....page 11
TAS65070
TAS65071
TAS65073
TAS65074
TAS65076
TAS65079
TAS65085
TAS65086
TAS65087
TAS65088
TAS65090
TAS65091
TAS65092
TAS65094
TAS65095
TAS65098
TAS65099
TAS65100
TAS65101
TAS65102
TAS65103
TAS65104
TAS65105
TAS65111
TAS65115
TAS65118
TAS65119
TAS65120
TAS65121
TAS65122
TAS65125
TAS65126
TAS65127
TAS65129
TAS65130
TAS65132
TAS65133
TAS65141
TAS65142
TAS65143
TAS65150
TAS65152
TAS65155
TAS65157
TAS65158
TAS65166
TAS65168
TAS65175
TAS65178

TAS65179.....page 11
TAS65180
TAS65186
TAS65198
TAS65202
TAS65204
TAS65214
TAS65215
TAS65216
TAS65218
TAS65219
TAS65222
TAS66001
TAS66002
TAS66003
TAS66004
TAS66005
TAS66007
TAS66008
TAS85001.....page 11
TAS85002
TAS85003
TAS85004
TAS85005
TAS85006
TAS85008
TAS85009
TAS85010
TAS85013
TAS85020
TAS85021
TAS85023
TAS85024
TAS85028
TAS85029
TAS85030
TAS85036
TAS85038
TAS85040
TAS85049
TAS85051
TAS85052
TAS85053
TAS85054
TAS85059
TAS85062
TAS85066
TAS85069
TAS85070
TAS85076

TAS85082.....page 11
TAS85087
TAS85091
TAS85112
TAS85119
TAS85128
TAS85129
TAS85131
TAS85133
TAS85134
TAS85142
TAS85145
TAS85147
TAS85149
THP45001.....page 18
THP45002
THP60001.....page 18
THP60002
THP60003
THP60004
THP60006
THP60007
THP60008
THP60009
THP60010
THP60011
THP60014
THP60015
THP60017
ZF8095
ZF8097

Part numbers listed here represent only a portion of the steering gears available in the market. If you do not see your steering gear model number listed please call us at 1-866-629-9966 for technical assistance in identifying your gear.

# Power Steering Pumps

## Part Number Listing

Part Number	Make
143	Saginaw.....Page 26
143A	Saginaw
2105333	Luk.....Page 25
2105341	Luk
2105342	Luk
2105344	Luk
2105346	Luk
2105446	Luk
2105905	Luk
2106031	Luk
2106076	Luk
2106191	Luk
2106544	Luk
2106724	Luk
2106750	Luk
2107262	Luk
2107363	Luk
2107546	Luk
2107549	Luk
2107550	Luk
2107551	Luk
2107554	Luk
2107555	Luk
2107556	Luk
2107558	Luk
2107559	Luk
2107561	Luk
2107611	Luk
2107666	Luk
2108320	Luk
2108655	Luk
2108657	Luk
2108763	Luk
2108830	Luk
2110429	Luk
2110433	Luk
2110434	Luk
2110493	Luk
2110494	Luk
2112182	Luk
400HV	Eat/Hobourn.....Page 25
400LV	Eat/Hobourn
500HV	Eat/Hobourn
500LV	Eat/Hobourn
515971	Luk.....Page 25
5420065100	Luk
5420102100	Luk
5420104100	Luk
5420117100	Luk
5420130100	Luk

Part Number	Make
5420132100	Luk.....Page 25
5420133100	Luk
5420141100	Luk
5420146100	Luk
5420169100	Luk
5420172100	Luk
5420173100	Luk
5420174100	Luk
5420176100	Luk
5420187100	Luk
5420191100	Luk
5420197100	Luk
5420216100	Luk
5420217100	Luk
5420223100	Luk
5420224100	Luk
5420225100	Luk
5420236100	Luk
5420239100	Luk
5420247100	Luk
5420248100	Luk
5420265100	Luk
5420267100	Luk
5420270100	Luk
5420271100	Luk
5420272100	Luk
5420277100	Luk
5420283100	Luk
5420285100	Luk
5420290100	Luk
5420309100	Luk
5420314100	Luk
5420316100	Luk
5420320100	Luk
5420334100	Luk
5420341100	Luk
5420359100	Luk
5420361100	Luk
5420363100	Luk
5420372100	Luk
5420382100	Luk
5420410100	Luk
5422120160	Luk
600HV	Eat/Hobourn.....Page 25
600HVR	Eat/Hobourn
600LV	Eat/Hobourn
600LVR	Eat/Hobourn
600R	Eat/Hobourn
700HV	Eat/Hobourn
700HVR	Eat/Hobourn

Part numbers listed here represent only a portion of the steering gears available in the market. If you do not see your steering gear model number listed please call us at 1-866-629-9966 for technical assistance in identifying your gear.

Part Number Listing

Part Number	Make
700LV	Eat/Hobourn.....Page 25
700LVR	Eat/Hobourn
7672955260	ZF.....Page 26
7673671105	ZF
7673900103	ZF
7673955253	ZF
7673955273	ZF
7673955305	ZF
7673955320	ZF
7673955321	ZF
7673955330	ZF
7673955383	ZF
7673955386	ZF
7673955958	ZF
7674671149	ZF
7674900101	ZF
7674900111	ZF
7674900112	ZF
7674955273	ZF
7674955275	ZF
7674955343	ZF
7674955344	ZF
7674955353	ZF
7674955920	ZF
7674974109	ZF
7674974909	ZF
7674974910	ZF
7674974923	ZF
7674974924	ZF
7677955179	ZF
7677955180	ZF
7677955181	ZF
7677955187	ZF
7677974104	ZF
7677974105	ZF
7677974106	ZF
7677974107	ZF
7684955174	ZF
7684955181	ZF
7684955742	ZF
7684955781	ZF
7685955219	ZF
7685955223	ZF
7685955301	ZF
7685955606	ZF
7685955704	ZF
7685955708	ZF
7685955709	ZF
7685955710	ZF
7685955714	ZF

Part Number	Make
7685955715	ZF.....Page 26
7685955755	ZF
7685955759	ZF
7685955768	ZF
7685955794	ZF
7685955805	ZF
7685955806	ZF
7685955807	ZF
7685955955	ZF
7685988514	ZF
7686955154	ZF
7686955173	ZF
7686955175	ZF
7686955702	ZF
7686955806	ZF
7686974702	ZF
7687955702	ZF
7687955707	ZF
7687955708	ZF
7687955709	ZF
7688955501	ZF
7688955506	ZF
7688955509	ZF
7688955510	ZF
7688955512	ZF
800HV	Eat/Hobourn.....Page 25
800HVR	Eat/Hobourn
800LV	Eat/Hobourn
800LVR	Eat/Hobourn
800XHV	Eat/Hobourn
800XLV	Eat/Hobourn
800XLVR	Eat/Hobourn
8111717	Luk.....Page 25
GA2V	Eat/Hobourn.....Page 25
HE1200222	Eat/Hobourn
HE1200241	Eat/Hobourn
HE1200281	Eat/Hobourn
HE21591220331	Eat/Hobourn
HE21592220331	Eat/Hobourn
HE28587180271	Eat/Hobourn
HE28587180273	Eat/Hobourn
HE28588180271	Eat/Hobourn
LE3M	Eat/Hobourn
LE5X	Eat/Hobourn
LF2U	Eat/Hobourn
LF3U	Eat/Hobourn
LF73	Eat/Hobourn
LG3U	Eat/Hobourn
LJ2Y	Eat/Hobourn
LJ3Z	Eat/Hobourn

Part numbers listed here represent only a portion of the steering gears available in the market. If you do not see your steering gear model number listed please call us at 1-866-629-9966 for technical assistance in identifying your gear.

# Power Steering Pumps

## Part Number Listing

Part Number	Make	Part Number	Make
LK3Z	Eat/Hobourn.....Page 25	RF3U	Eat/Hobourn.....Page 25
LK5Y	Eat/Hobourn	RF5Y	Eat/Hobourn
PEV151418R213	TRW.....Page 26	RJ3U	Eat/Hobourn
PEV181618L101	TRW	RK5Y	Eat/Hobourn
PEV221618R112	TRW	V10F1P6P38C5H20	Vickers .....Page 25
PEV251615L101	TRW	V10F1P6P38C6F20	Vickers
PEV251615R101	TRW	V10F1P7P38C4H20	Vickers
PEV2516R101	TRW	V10F1P7P38C6G20	Vickers
PS202415R105	TRW	V10F1P7P38D5F20	Vickers
PS221215L116	TRW	V10F1P7P38D5H20	Vickers
PS221615L116	TRW	V10NF1P7T38C5H	Vickers
PS221615R102	TRW	V10NF1S5T38C5H	Vickers
PS221615R103	TRW	V201P8P1C20L	Vickers
PS221615R114	TRW	V20F1D11S38C7H22	Vickers
PS251615L102	TRW	V20F1D11S38D7H22	Vickers
PS251615L103	TRW	V20F1D11S38D7HL	Vickers
PS251615L105	TRW	V20F1D9P38C4H22	Vickers
PS251615L111	TRW	V20F1D9P38C6H22	Vickers
PS251615L113	TRW	V20F1D9P38D4H22L	Vickers
PS251615R102	TRW	V20F1D9S38C4H22	Vickers
PS251615R105	TRW	V20F1D9S38C6H22	Vickers
PS251616L116	TRW	V20F1D9S38D4HL	Vickers
PS251616L206	TRW	V20F1D9S38D6H11	Vickers
PS252415L103	TRW	V20F1P09P038C6H22	Vickers
PS252415L105	TRW	V20F1P09S038C6H22	Vickers
PS252415L111	TRW	V20F1P11P38C6H20	Vickers
PS252415L112	TRW	V20F1P11P38C6HL	Vickers
PS252415R102	TRW	V20F1P11P38D6G11	Vickers
PS252415R114	TRW	V20F1P11P38D6H	Vickers
PS282415L106	TRW	V20F1P13P38C7H	Vickers
PS282415R105	TRW	V20F1P13P38C7H20	Vickers
PS282415R1405	TRW	V20F1P13P38C7H22	Vickers
PS282416L106	TRW	V20F1P13P38C7HL	Vickers
PS282416R105	TRW	V20F1P13P38D6H	Vickers
PS282416R10501	TRW	V20F1P13P38D8F11	Vickers
PS282416R106	TRW	V20F1P6P38C6F20	Vickers
PS282815R105	TRW	V20F1P6P38C6G11	Vickers
PS282816L102	TRW	V20F1P6P38C6G20L	Vickers
PS282816R106	TRW	V20F1P6P38C6G22F3	Vickers
PS322415R103	TRW	V20F1P6P3C4G11	Vickers
PS322815R105	TRW	V20F1P7P38C4H20L	Vickers
PS362415R102	TRW	V20F1P7P38C5H20	Vickers
PS362415R103	TRW	V20F1P8P38C4F11L	Vickers
PS362815L111	TRW	V20F1P8P38C6G11	Vickers
RA2X	Eat/Hobourn.....Page 25	V20F1P9D38C6H22	Vickers
RA3X	Eat/Hobourn	V20F1P9D38C6H22L	Vickers
RE2X	Eat/Hobourn	V20F1P9P1C6G11	Vickers
RE4U	Eat/Hobourn	V20F1P9P38C4H11	Vickers
RE5H	Eat/Hobourn	V20F1P9P38C4H22	Vickers
RF2U	Eat/Hobourn	V20F1P9P38C4H22L	Vickers

Part numbers listed here represent only a portion of the steering gears available in the market. If you do not see your steering gear model number listed please call us at 1-866-629-9966 for technical assistance in identifying your gear.



Part Number	Part Number Listing Make
V20F1P9P38C4HL	Vickers..Page 25
V20F1P9P38C6G11	Vickers
V20F1P9P38C6G22	Vickers
V20F1P9P38C6GL	Vickers
V20F1P9P38C6H22	Vickers
V20F1P9P38C6H22L	Vickers
V20F1P9P3C6H22	Vickers
V20F1P9S38C6H22	Vickers
V20F1S11S38C7HL	Vickers
V20F1S6S38C4O11	Vickers
V20F1S7S38C4OL	Vickers
V20F1S8S38C7H11	Vickers
V20F1S9P38C6H22	Vickers
V20F1S9S38C4H22	Vickers
V20F1S9S38C6H22	Vickers
V20F1S9S38C7H11	Vickers
V20NF1D11T1C6G22L	Vickers
V20NF1D11T387OL	Vickers
V20NF1D11T38C6G22	Vickers
V20NF1D11T38C6G22L	Vickers
V20NF1D11T38C7H22	Vickers
V20NF1D11T38C7H22L	Vickers
V20NF1D6P38C6G11	Vickers
V20NF1D6T38C4H22	Vickers
V20NF1D6T38C6G	Vickers
V20NF1D9T138C5022079	Vickers
V20NF1D9T38C5H22	Vickers
V20NF1D9T38C5H22LF3	Vickers
V20NF1D9T38C6G	Vickers
V20NF1D9T38C6G22L	Vickers
V20NF1D9T38C6H	Vickers
V20NF1D9T38C6H22	Vickers
V20NF1D9T38C7G22L	Vickers
V20NF1P11P38C6G11	Vickers
V20NF1P13T38C7G20	Vickers
V20NF1P9P38C6G20	Vickers
V20NF1P9P38C6G22	Vickers
V20NF1P9P38C6GL	Vickers
V20NF1P9P38C6H20	Vickers
V20NF1P9T38B6H22L	Vickers
V20NF1P9T38C6H22	Vickers
V20NF1S11T38C7H20	Vickers
V20NF1S5T38C5G20	Vickers
V20NF1S9T38C6H20	Vickers
VTM42605020NOL114	Vickers
VTM42605020NOR114	Vickers

Part numbers listed here represent only a portion of the steering gears available in the market. If you do not see your steering gear model number listed please call us at 1-866-629-9966 for technical assistance in identifying your gear.







Distributed by:



**ArvinMeritor**<sup>™</sup>

Meritor Heavy Vehicle Systems, LLC  
7975 Dixie Highway  
Florence, Kentucky 41042 USA  
888-725-9355

[arvinmeritor.com](http://arvinmeritor.com)  
[XpresswayPlus.arvinmeritor.com](http://XpresswayPlus.arvinmeritor.com)

Information contained in this publication was in effect at the time the publication was approved for printing and is subject to change without notice or liability. ArvinMeritor reserves the right to revise the information presented or discontinue the production of parts at any time.

Litho in USA  
Revised 09-10  
PB-0956 (13028/64463)  
©2010 ArvinMeritor, Inc.